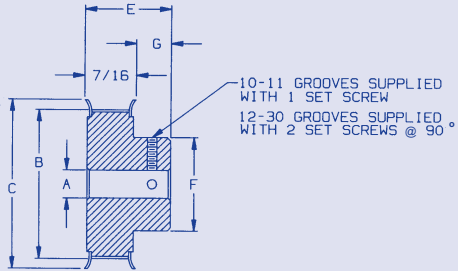


TIMING BELT PULLEYS

1/5" PITCH (.200 C.P.)

FOR
BELTS
1/4 WIDE

* O.D. TOLERANCES
10-16 GROOVES +.002
 -.000
18-30 GROOVES +.003
 -.000



Material: Aluminum Alloy.
Finish: Anodized.

See pages 66F and 67F for 1/5 pitch belts.

Cat. No.	No. of Grooves	Bore +.001 -.000 A	Pitch Diameter	Outside Dia. * B	Flange O.D. ±1/64 C	Overall Length ± 1/64 E	Hub Dia. ± 1/64 F	Hub Proj. G
	10	.1875	.637	.617	7/8	11/16	3/8	1/4
FXA-S2-11	11	.1875 .250	.700	.680	15/16		7/16	
FXA-S1-12 FXA-S2-12	12	.1875	.764	.744	1		1/2	
FXA-S2-13	13	.250	.828	.808	1-1/16		9/16	
FXA-S2-14 FXA-S3-14	14	.250 .3125	.891	.871	1-3/32		9/16	
FXA-S2-15 FXA-S3-15	15	.250 .3125	.955	.935	1-3/16		5/8	
FXA-S2-16 FXA-S3-16	16	.250 .3125	1.019	.999	1-1/4		11/16	
FXA-S2-18 FXA-S3-18	18	.250 .3125	1.146	1.126	1-3/8		13/16	
FXA-S2-20 FXA-S3-20	20	.250 .3125	1.273	1.253	1-1/2	3/4	15/16	5/16
FXA-S2-21 FXA-S3-21	21	.250 .3125	1.337	1.317	1-9/16		1	
FXA-S2-22 FXA-S3-22	22	.250 .3125	1.401	1.381	1-5/8		1	
FXA-S2-24 FXA-S3-24 FXA-S4-24	24	.250 .3125 .375	1.528	1.508	1-3/4	25/32	1-1/16	11/32
FXA-S2-26 FXA-S4-26	26	.250 .375	1.655	1.635	1-7/8		1-3/16	
FXA-S2-28 FXA-S4-28	28	.250 .375	1.783	1.763	2			
FXA-S2-30 FXA-S4-30	30	.250 .375	1.910	1.890	2-1/8		1-5/16	

NORDEX

(800) 243-0986
In CT (203) 775-4877

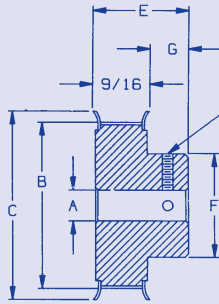
70F

TIMING BELT PULLEYS

1/5" PITCH (.200 C.P.)

**FOR
BELTS
3/8 WIDE**

* O. D. TOLERANCES
10-16 GROOVES +.002
 -.000
18-30 GROOVES +.003
 -.000



10-11 GROOVES SUPPLIED
WITH 1 SET SCREW
12-20 GROOVES SUPPLIED
WITH 2 SET SCREWS @ 90°

F Material: Aluminum Alloy.
Finish: Anodized.

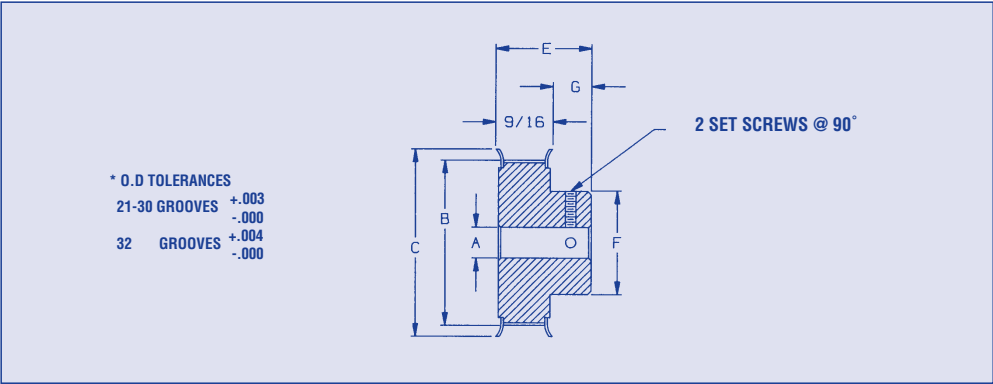
See pages 66F and 67F for 1/5 pitch belts.

Cat. No.	No. of Grooves	Bore +.001 -.000 A	Pitch Diameter	Outside Dia. * B	Flange O.D. ±1/64 C	Overall Length ± 1/64 E	Hub Dia. ± 1/64 F	Hub Proj. G
FXA-T1-10 FXA-T2-10	10	.1875 .250	.637	.617	7/8	13/16	7/16	1/4
FXA-T1-11 FXA-T2-11	11	.1875 .250	.700	.680	15/16			
FXA-T1-12 FXA-T2-12 FXA-T3-12	12	.1875 .250 .3125	.764	.744	1		1/2	
FXA-T2-13	13	.250	.828	.808	1-1/16		9/16	
FXA-T2-14 FXA-T3-14	14	.3125	.891	.871	1-3/32			
FXA-T2-15 FXA-T3-15 FXA-T4-15 FXA-T5-15	15	.250 .3125 .375 .500	.955	.935	1-3/16	13/16	5/8	1/4
FXA-T2-16 FXA-T3-16 FXA-T4-16	16	.250 .3125 .375	1.019	.999	1-1/4		11/16	
FXA-T2-17	17	.250	1.082	1.062	1-5/16		3/4	
FXA-T2-18 FXA-T3-18 FXA-T4-18	18	.3125 .375	1.146	1.126	1-3/8		13/16	
FXA-T2-19	19	.250	1.210	1.190	1-7/16	7/8	5/16	
FXA-T2-20 FXA-T3-20 FXA-T4-20 FXA-T5-20	20	.250 .3125 .375 .500	1.273	1.253	1-1/2	7/8		

TIMING BELT PULLEYS

1/5" PITCH (.200 C.P.)

**FOR
BELTS
3/8 WIDE**



F

Material: Aluminum Alloy.
Finish: Anodized.

See pages 66F and 67F for 1/5 pitch belts.

Cat. No.	No. of Grooves	Bore +.001 -.000 A	Pitch Diameter	Outside Dia. * B	Flange O.D. ±1/64 C	Overall Length ± 1/64 E	Hub Dia. ± 1/64 F	Hub Proj. G
FXA-T2-21 FXA-T3-21 FXA-T4-21	21	.250 .3125 .375	1.337	1.317	1-9/16	7/8	1	5/16
FXA-T2-22 FXA-T3-22 FXA-T4-22	22	.250 .3125 .375	1.401	1.381	1-5/8			
FXA-T2-23	23	.250	1.464	1.444	1-11/16			
FXA-T2-24 FXA-T3-24 FXA-T4-24 FXA-T5-24	24	.250 .3125 .375 .500	1.528	1.508	1-3/4	29/32	1-1/16	11/32
FXA-T2-25 FXA-T4-25	25	.250 .375	1.592	1.572	1-13/16		1-3/32	
FXA-T2-26 FXA-T4-26	26	.250 .375	1.655	1.635	1-7/8		1-3/16	
FXA-T2-28 FXA-T3-28 FXA-T4-28	28	.250 .3125 .375	1.783	1.763	2	29/32	1-3/16	11/32
FXA-T2-30 FXA-T3-30 FXA-T4-30 FXA-T5-30	30	.250 .3125 .375 .500	1.910	1.890	2-1/8		1-5/16	
FXA-T4-32	32	.375	2.037	2.017	2-1/4		1-7/16	

TIMING BELT PULLEYS

**FOR
BELTS
3/8 WIDE**

1/5" PITCH (.200 C.P.) Material: Aluminum Alloy.
Finish: Anodized.

*** O.D. TOLERANCES**

10 - 16 GROOVES + .002
- .000
17 - 30 GROOVES + .003
- .000
32 - 36 GROOVES + .004
- .000

10-11 GROOVES SUPPLIED
WITH 1 SET SCREW
12-36 GROOVES SUPPLIED
WITH 2 SET SCREWS @ 90°

Cat. No.	No. of Grooves	Bore +.001 -.000 A	Pitch Diameter	Outside Dia. * B	Overall Length ± 1/64 E	Hub Dia. ±1/64 F	Hub Proj. G	
FXA-V1-10 FXA-V2-10	10	.1875 .250	.637	.617	13/16	7/16	1/4	
FXA-V1-11 FXA-V2-11	11	.1875 .250	.700	.680		1/2		
FXA-V1-12 FXA-V2-12	12	.1875 .250	.764	.744		9/16		
FXA-V2-14 FXA-V3-14	14	.250 .3125	.891	.871		5/8		
FXA-V2-15 FXA-V3-15 FXA-V4-15	15	.250 .3125 .375	.955	.935	7/8	11/16	5/16	
FXA-V2-16 FXA-V3-16	16	.250 .3125	1.019	.999		3/4		
FXA-V2-17	17	.250	1.082	1.062		13/16		
FXA-V2-18 FXA-V3-18 FXA-V4-18	18	.250 .3125 .375	1.146	1.126		7/8		
FXA-V2-19	19	.250	1.210	1.190	15/16	1-1/16	3/8	
FXA-V2-20 FXA-V3-20 FXA-V4-20	20	.250 .3125 .375	1.273	1.253				15/16
FXA-V2-21 FXA-V3-21	21	.250 .3125	1.337	1.317				1
FXA-V2-22 FXA-V3-22 FXA-V4-22	22	.250 .3125 .375	1.401	1.381				1-1/16
FXA-V2-23	23	.250	1.464	1.444				1-1/8
FXA-V2-24 FXA-V3-24 FXA-V4-24	24	.250 .3125 .375	1.528	1.508				1-3/16
FXA-V2-25 FXA-V3-25	25	.250 .375	1.592	1.572				1-1/4
FXA-V3-27	27	.3125	1.719	1.699				
FXA-V2-28 FXA-V3-28 FXA-V4-28	28	.250 .3125 .375	1.783	1.763	1-5/16			
FXA-V3-29	29	.3125	1.846	1.826				
FXA-V2-30 FXA-V3-30 FXA-V4-30	30	.250 .3125 .375	1.910	1.890	1-3/8			
FXA-V4-32 FXA-V5-32	32	.375 .500	2.037	2.017	1	1-1/2	7/16	
FXA-V4-36 FXA-V5-36	36	.375 .500	2.292	2.272				

73F (800) 243-0986
In CT (203) 775-4877

See pages 66F and 67F
for 1/5 pitch belts.

NORDEX